



SHELTER DOME


GLAMPING BROCHURE

Geodesic dome & Accessories




DM6 GLAMPING DOME

Diameter:	6m / 20ft
Floor area:	28m ² / 300sq ft
Ridge height:	3.5m / 11ft
Panoramic bay window:	2m / 7ft
Assembly time:	3 - 4 hours
Recommended room occupancy:	2 - 4



DM7 GLAMPING DOME

Diameter:	7m / 23ft
Floor area:	38m ² / 410sq ft
Ridge height:	4m / 13ft
Panoramic bay window:	2.3m / 7.5ft
Assembly time:	4 - 5 hours
Recommended room occupancy:	2 - 4



DM8 GLAMPING DOME

Diameter:	8m / 26ft
Floor area:	50m ² / 540sq ft
Ridge height:	4m / 13ft
Panoramic bay window:	2.3m / 7.5ft
Assembly time:	4 - 5 hours
Recommended room occupancy:	2 - 4



Glamping geodome tent offered with following accessories:

1. Framework
2. PVC membrane
3. Curtain kit
4. Insulation layer
5. Door
6. Cap vent
7. Solar fan
8. Openable round glass window
9. Stove jack
10. Triangle vent
11. Window
12. Magnetic screen door (optional)




1

Material:

Powder-coating steel frame

Features:

Hardpressed, rustproof, elegant appearance



2

Density:

850g/sqm fully opaque PVC fabric

950g/sqm transparent PVC fabric

Material:

PVC coated polyester fabric

Features:

Waterproof, UV resistant, fire retardant

DIN4102, B1, M2 / NFPA701



3

Features:

100% Waterproof, rust-resistance

Dual-track design

Our exclusive dual-track design helps the curtain slide effortlessly.



4

Features:

• Radiation heat reflection coefficient: up to 85%;

• Moisture-proof



5

• Size: H2100 * W900mm


• Frame: T6063-T5 **aluminum frame**

• Panel: 5 + 9A +5mm **insulating glass**;
one side frosted




6

The cap vent comes with a triangle PVC fabric cover or "hat" which allows both air circulation and rain protection.



7

The Solar Extractor Fan ventilation system offers a low-impact sustainable cooling system to extract warm air from top of dome.



8

ø500mm

Openable Glass Window is fabricated with an aluminum alloy frame and tempered glass. The position is customizable and the hole is factory cut.



9


For ø6 inch stove pipe

The stove jack hole position and size can be customized based upon your needs and factory cut, preserving the integrity of the steel frame, PVC outer shell and interior insulation fabric.



10

Two-layer Roll-up Ventilation Window offers a roll-up strapable PVC fabric exterior and heavy duty fly screen interior.



11

Panoramic bay window is fixed, optional in skylight or 2 transparent round windows.



12


The high-density mosquito mesh Magnetic Screen Door keeps insects out of your dome. The screen automatically opens and closes offering hands-free entry and exit for both you and your pets.



JUNGLE · FOREST GLAMPING SOLUTION

3 x DM7 Glamping dome with glass door,
Olive green membrane,
Galvanized framework,
Panoramic bay window,
Insulation layer,
Stove jack,
Solar fan,
Curtain kit,
Cap vent,
Triangle vent,
Openable glass window,
Skylight

feel the
Nature as it is



Nature Lover's Paradise



Explore Big Valley



*Off grid
Eco conscious*



CONTACT US

Showroom & Head office

Guangzhou, China

+86-139-2885-8552

admin@shelter-structures.com

shelter-dome.com

shelterdomos.com - Spanish Version



Leading dome tent manufacturer for glamping accommodation, 360 immersive cinema, event center, wedding hall, greenhouse, pop up shop and more.